



E-BIKE BIBLE

E-bikes have become a popular option for all types of cycling.

FSA is ready with a range of drivetrain components for most E-bike motor systems (Bosch, Brose, Yamaha, Fazua, Shimano, Bafang and Polini), including crank arms, sprockets, spiders, chainrings and chain guards.

As with all FSA components, our E-bike parts are designed with the latest technologies and made with the best materials for a lifetime of trouble-free riding enjoyment.

Rigorous Testing: Setting New Quality Standards

FSA developed its own testing machines and procedures to ensure the highest reliability for its products, subjecting every component to extreme conditions.

- *FATIGUE TEST*
- *SALT SPRAY TEST*
- *MUD TEST*

FSA's custom testing processes exceed industry requirements, providing manufacturers with optimized components that guarantee long-lasting performance and reliability. This minimizes the risk of component failure and reduces maintenance costs.



HOW TO CHOOSE THE CORRECT E-BKE SPARE PART

MOTOR BRAND

CHECK THE MODEL

CHECK THE Q-FACTOR

CHOOSE THE CRANKARM

CHECK THE MATERIAL

CHECK THE INTERFACE

CHOOSE THE SPIDER

CHECK THE INTERFACE

CHECK THE OFFSET

CHECK THE MATERIAL

CHOOSE THE CHAINRING

CHECK THE INTERFACE

CHECK THE TEETH

CHECK THE MATERIAL

CRANKARM

MOTOR COMPATIBILITY CHART *page.04*

CRANKARM *page.12*

SPIDERS

SPIDERS *page.26*

CHAINRINGS

DIRECT-MOUNT CHAINRINGS *page.33*

V-SHAPE 1x *page.39*

BCD 110 *page.40*

BCD 104 *page.40*

BOSCH BDU38

SPINDLE LENGTH: 68.5/68.5=137 (ISIS)

**CK-9011/IS**

Q.Factor: 149mm

Page .12

CK-745/IS

Q.Factor: 162mm

Page .15

CK-702/IS

Q.Factor: 155mm

Page .13

CK-747/IS

Q.Factor: 162mm

Page .15

CK-762/IS

Q.Factor: 155mm

Page .14

CK-220/IS

Q.Factor: 149mm

Page .19

CK-762/IS/wider

Q.Factor: 165mm

Page .14

CK-220/IS/wider

Q.Factor: 166mm

Page .18

CK-320/IS

Q.Factor: 166mm

Page .21

BOSCH BDU31(SX)

SPINDLE LENGTH: 68.5/68.5=137 (ISIS)

**CK-9011/IS**

Q.Factor: 143mm

Page .12

CK-220/IS

Q.Factor: 143mm

Page .19

CK-703/IS/SX

Q.Factor: 139mm

Page .12

CK-220/IS/wider

Q.Factor: 160mm

Page .18

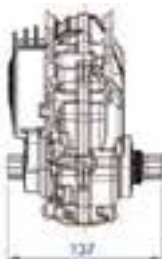
CK-745/IS

Q.Factor: 156mm

Page .15

BOSCH GEN 4

SPINDLE LENGTH: 68.5/68.5=137 (ISIS)

**CK-9011/IS**

Q.Factor: 143mm

Page .12

CK-745/IS

Q.Factor: 156mm

Page .15

CK-702/IS

Q.Factor: 142mm

Page .13

CK-220/IS

Q.Factor: 143mm

Page .19

CK-762/IS

Q.Factor: 149mm

Page .14

CK-220/IS/wider

Q.Factor: 160mm

Page .20

CK-762/IS/wider

Q.Factor: 159mm

Page .14

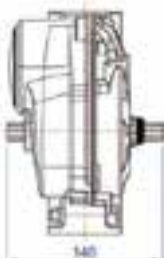
CK-320/IS

Q.Factor: 160mm

Page .21

BOSCH GEN 3

SPINDLE LENGTH: 74/74=148 (Gen3)



CK-702/Gen3 Page .13

Q.Factor: 187mm

CK-602/Gen3 Page .18

Q.Factor: 159mm

CK-220/Gen3 Page .18

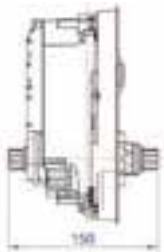
Q.Factor: 153mm

CK-220/wider/Gen3 Page .19

Q.Factor: 170mm

brose

SPINDLE LENGTH: 79/71=150 (ISIS)



CK-746/IS Page .16

Q.Factor: 153mm

brose MAG

SPINDLE LENGTH: 75/75=150 (ISIS)



CK-702/IS Page .13

Q.Factor: 162mm

CK-762/IS Page .14

Q.Factor: 162mm

CK-746-1/IS Page .17

Q.Factor: 145mm

CK-746-2/IS Page .17

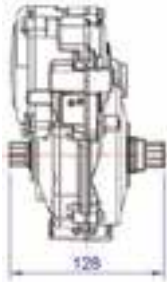
Q.Factor: 161mm

CK-220/IS Page .19

Q.Factor: 156mm

YAMAHA PW-X2 & PW-X3 / PW-S2 / PW-XW

SPINDLE LENGTH: 64/64=128 (ISIS)



CK-9011/IS

Q.Factor: 134mm

Page .12

CK-746-2/IS

Q.Factor: 138mm

Page .17

CK-762/IS

Q.Factor: 139mm

Page .14

CK-758/IS

Q.Factor: 184mm

Page .24

CK-762/IS/wider

Q.Factor: 149mm

Page .14

CK-220/IS

Q.Factor: 133mm

Page .19

CK-745/IS

Q.Factor: 146mm

Page .15

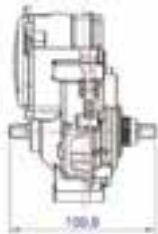
CK-320/IS

Q.Factor: 150mm

Page .21

YAMAHA PW series ST / TE / CE / C2

SPINDLE LENGTH: 76.2/74.6=150.8 (JIS)



CK-746-2/JIS

Q.Factor: 188mm

Page .23

CK-758/JIS

Q.Factor: 206mm

Page .24

CK-220/JIS

Q.Factor: 183mm

Page .25

FAZURA Ride 60

SPINDLE LENGTH: 67.5/67.5=135 (ISIS)



CK-703

Q.Factor: 141mm

Page .22

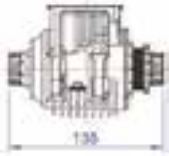
CK-730

Q.Factor: 146mm

Page .25

FAZUA Ride 50

SPINDLE LENGTH: 67.5/67.5=135 (ISIS)



CK-9011/IS

Q.Factor: 142mm

Page .12

CK-746-2/IS

Q.Factor: 146mm

Page .17

CK-8685-1/IS

Q.Factor: 169mm

Page .22

CK-320/IS

Q.Factor: 166mm

Page .21

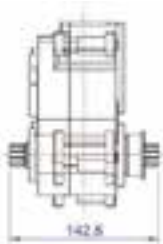
CK-746-1/IS

Q.Factor: 130mm

Page .17

Nidec B900

SPINDLE LENGTH: 71.3/71.3=144 (ISIS)



CK-9011/IS

Q.Factor: 149mm

Page .12

CK-745/IS

Q.Factor: 162mm

Page .15

CK-703/IS

Q.Factor: 145mm

Page .12

CK-220/IS

Q.Factor: 149mm

Page .18

CK-702/IS

Q.Factor: 155mm

Page .13

CK-220/IS/wider

Q.Factor: 166mm

Page .20

CK-762/IS

Q.Factor: 155mm

Page .14

CK-320/IS


Q.Factor: 166mm

Page .21

SHIMANO® EP800/EP8000

SPINDLE LENGTH: **EP800** 67.3/67.3=134.6 (SMN)

EP8000 71.3/71.3=142.6 (SMN)



EP800

CK-752

Q.Factor: 145mm

Page .26

EP8000

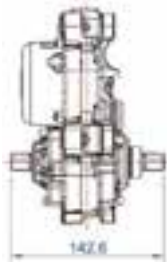
CK-751

Q.Factor: 149mm

Page .26

SHIMANO® EP5000

SPINDLE LENGTH: 71.3/71.3=142.6 (JIS)



CK-745/JIS Page .23

Q.Factor: 160mm

CK-746-2/JIS Page .23

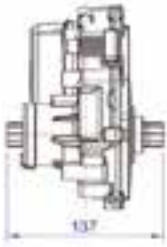
Q.Factor: 180mm

CK-758/JIS Page .24

Q.Factor: 198mm

polini® 137

SPINDLE LENGTH: 76.2/74.6=150.8 (JIS)



CK-762/IS Page .14

Q.Factor: 148mm

CK-220/IS Page .19

Q.Factor: 143mm

CK-746-1/IS Page .17

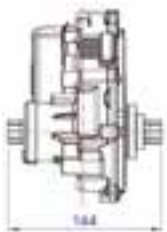
Q.Factor: 132mm

CK-746-2/IS Page .17

Q.Factor: 138mm

polini® 144

SPINDLE LENGTH: 76.2/74.6=150.8 (JIS)



CK-762/IS Page .14

Q.Factor: 156mm

CK-758/IS Page .24

Q.Factor: 203mm

CK-762/IS/wider Page .14

Q.Factor: 166mm

CK-320/IS Page .21

Q.Factor: 167mm

CK-746-1/IS Page .17

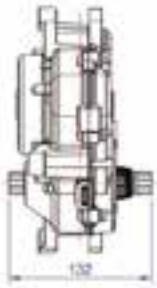
Q.Factor: 139mm

CK-746-2/IS Page .17

Q.Factor: 155mm

SACHS

SPINDLE LENGTH: 66/66=132 (ISIS)



CK-762/IS

Q.Factor: 146mm

CK-745/IS

Q.Factor: 153mm

CK-746-1/IS

Q.Factor: 129mm

Page .14

Page .15

Page .17

CK-746-2/IS

Q.Factor: 145mm

CK-220/IS

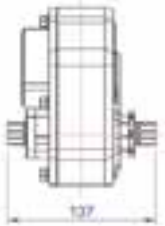
Q.Factor: 140mm

Page .16

Page .18

OLI M065

SPINDLE LENGTH: 68.5/68.5=137 (ISIS)



CK-702/IS

Q.Factor: 147mm

CK-762/IS

Q.Factor: 147mm

CK-762/IS/wider

Q.Factor: 157mm

CK-745/IS

Q.Factor: 182mm

Page .13

Page .14

Page .14

Page .15

CK-220/IS

Q.Factor: 141mm

CK-220/IS/wider

Q.Factor: 158mm

CK-320/IS

Q.Factor: 158mm

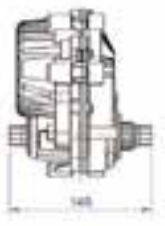
Page .19

Page .20

Page .21



SPINDLE LENGTH: 68.5/68.5=137 (ISIS)



CK-9011/IS

Q.Factor: 184mm

CK-702/IS

Q.Factor: 160mm

CK-762/IS

Q.Factor: 160mm

CK-762/IS/wider

Q.Factor: 170mm

Page .12

Page .13

Page .14

Page .14

CK-745/IS

Q.Factor: 167mm

CK-220/IS

Q.Factor: 154mm

CK-220/IS/wider

Q.Factor: 171mm

CK-320/IS

Q.Factor: 171mm

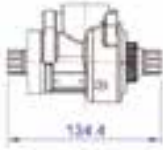
Page .15

Page .19

Page .20

Page .21

SPINDLE LENGTH: 68.3/66.1=134.4 (ISIS)



CK-9011/IS

Q.Factor: 169mm

Page .12

CK-703/IS

Q.Factor: 163mm

Page .12

CK-8685-1/IS

Q.Factor: 166mm

Page .22

CK-702/IS

Q.Factor: 144mm

Page .13

CK-762/IS

Q.Factor: 144mm

Page .14

CK-762/IS/wider

Q.Factor: 154mm

Page .14

CK-745/IS

Q.Factor: 152mm

Page .15

CK-746-1/IS

Q.Factor: 127mm

Page .17

CK-746-2/IS

Q.Factor: 143mm

Page .17

TQ HPR50

SPINDLE LENGTH: 67.5/67.5=135 (ISIS)



CK-9011/IS

Q.Factor: 172mm

Page .12

CK-703/IS

Q.Factor: 137mm

Page .12

CK-8685-1/IS

Q.Factor: 169mm

Page .22

CK-702/IS

Q.Factor: 147mm

Page .13

CK-762/IS

Q.Factor: 147mm

Page .14

CK-762/IS/wider

Q.Factor: 157mm

Page .14

CK-745/IS

Q.Factor: 154mm

Page .15

CK-746-1/IS

Q.Factor: 130mm

Page .17

CK-746-2/IS

Q.Factor: 146mm

Page .17

CK-220/IS

Q.Factor: 141mm

Page .19

CK-220/IS/wider

Q.Factor: 158mm

Page .20

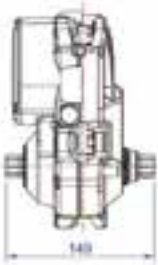
CK-320/IS

Q.Factor: 158mm

Page .21

Askoll

SPINDLE LENGTH: 77.6/71.4=149 (ISIS)



CK-9011/IS

Q.Factor:180mm

Page .12

CK-746-1/IS

Q.Factor: 143mm

Page .17

CK-8685-1/IS

Q.Factor: 182mm

Page .22

CK-746-2/IS

Q.Factor: 159mm

Page .17

CK-702/IS

Q.Factor: 160mm

Page .13

CK-220/IS

Q.Factor: 154mm

Page .19

CK-762/IS

Q.Factor: 159mm

Page .14

CK-220/IS/wider

Q.Factor: 171mm

Page .20

CK-762/IS/wider

Q.Factor: 170mm

Page .14

CK-320/IS

Q.Factor: 171mm

Page .21

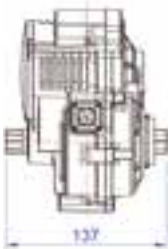
CK-745/IS

Q.Factor: 168mm

Page .15



SPINDLE LENGTH: 68.6 / 68.4 = 137 mm (ISIS)



CK-9011/IS

Q.Factor:143mm

Page .12

CK-747/IS

Q.Factor: 149mm

Page .15

CK-762/IS

Q.Factor: 148mm

Page .14

CK-762/IS/Wider

Q.Factor: 158mm

Page .14

CK-220/IS

Q.Factor: 142mm

Page .19

CK-220/IS/Wider

Q.Factor: 159mm

Page .19

KFX CK-9011/IS



MATERIAL HOLLOW ALLOY

INTERFACE ISIS drive

BOLTS 390-2040

BOSCH BDU 38

CODE	LENGTH	WEIGHT
324-0065001050	160 mm	350 grams
324-0065002050	165 mm	
324-0065003050	170 mm	
324-0065005050	175 mm	

BOSCH BDU 31 SX

CODE	LENGTH	WEIGHT
32400085003010	170 mm	350 grams

FSA CK-703/IS



MATERIAL HOLLOW CARBON

INTERFACE ISIS drive

BOLTS 390-2040

BOSCH BDU 38

CODE	LENGTH	WEIGHT
324-0075003030	170 mm	273 grams
324-0075004030	172.5 mm	
324-0075005030	175 mm	

BOSCH BDU 31 SX

CODE	LENGTH	WEIGHT
32400083003030	170 mm	477 grams
32400083005030	175 mm	

FSA CK-702/IS



MATERIAL HOLLOW CARBON

INTERFACE ISIS drive

BOLTS 390-0100000010

CODE	LENGHT	WEIGHT
32400035001030	160 mm	311 grams
32400035002030	165 mm	
32400035003030	170 mm	
32400035005030	175 mm	

FSA CK-702/GEN3



MATERIAL HOLLOW CARBON

INTERFACE BNI

BOLTS 390-0055000150

CODE	LENGHT	WEIGHT
324-0031003030	170 mm	311 grams
324-0031005030	175 mm	

FSA CK-762/IS



MATERIAL AL6061

INTERFACE ISIS drive

BOLTS 390-2040

CODE	LENGHT	WEIGHT
32400034001050	160 mm	
32400034002050	165 mm	450 grams
32400034005050	175 mm	

FSA CK-762/IS/WIDER



MATERIAL AL6061

INTERFACE ISIS drive

BOLTS 390-2040

CODE	LENGHT	WEIGHT
32400052002050	165 mm	
32400052003050	170 mm	450 grams
32400052005050	175 mm	

FSA CK-745/IS



MATERIAL	AL6061
INTERFACE	ISIS drive
BOLTS	390-2040

BOSCH BDU 38

CODE	LENGHT	WEIGHT
324-0055002090	165 mm	
324-0055003090	170 mm	477 grams
324-0055005090	175 mm	

BOSCH BDU 31 SX

CODE	LENGTH	WEIGHT
32400080002050	165 mm	
32400080003050	170 mm	477 grams
32400080004050	172,5 mm	
32400080005050	175 mm	

FSA CK-747/IS



MATERIAL	AL6061
INTERFACE	ISIS drive
BOLTS	390-2040

CODE	LENGHT	WEIGHT
324-0086008050	155 mm	
324-0086003050	170 mm	477 grams
324-0086005050	175 mm	

FSA CK-746/IS



MATERIAL AL6061

INTERFACE ISIS drive

BOLTS 390-2040

CODE	LENGHT	WEIGHT
32400029002050	165 mm	
32400029003050	170 mm	520 grams
32400029005050	175 mm	

FSA CK-746-1/IS



MATERIAL AL6061

INTERFACE ISIS drive

BOLTS 390-2040

**Note: This crank arms is specially designed for a narrow Q-Factor of 158mm, please check if frame spec is adequate.*

CODE	LENGHT	WEIGHT
32400017003090	170 mm	
32400017004090	172.5 mm	495 grams
32400017005090	175 mm	

FSA CK-746-2/IS



MATERIAL AL6061

INTERFACE ISIS drive

BOLTS 390-2040

CODE	LENGHT	WEIGHT
32400039002091	165 mm	
32400039003091	170 mm	477 grams
32400039005091	175 mm	

FSA CK-602/GEN3



MATERIAL AL6061

INTERFACE BNI

BOLTS 390-0055000150

CODE	LENGHT	WEIGHT
32400022002050	165 mm	
32400022003050	170 mm	444 grams
32400022004050	172.5 mm	
32400022005050	175 mm	

FSA CK-220/GEN3



MATERIAL	ALLOY
INTERFACE	BNI
BOLTS	390-0055000150

CODE	LENGHT	WEIGHT
32400041008260	155 mm	456 grams
32400041001260	160 mm	
324-0041002230	165 mm	
324-0041003230	170 mm	
324-0041005230	175 mm	

FSA CK-220/WIDER/GEN3



MATERIAL	ALLOY
INTERFACE	BNI
BOLTS	390-0055000151

CODE	LENGHT	WEIGHT
324-0074008230	155 mm	495 grams
324-0074002230	165 mm	505 grams
324-0074003230	170 mm	505 grams
324-0074005230	175 mm	510 grams

FSA CK-220/IS



MATERIAL	ALLOY
INTERFACE	ISIS drive
BOLTS	390-2040

BOSCH BDU 38

CODE	LENGTH	WEIGHT
324-0054008230	155 mm	456 grams
324-0054001230	160 mm	
324-0054002230	165 mm	
324-0054003230	170 mm	
324-0054005230	175 mm	

BOSCH BDU 31 SX

CODE	LENGTH	WEIGHT
32400081002230	165 mm	456 grams
32400081003230	170 mm	
32400081004230	172,5 mm	
32400081005230	175 mm	

FSA CK-220/IS/WIDER



MATERIAL	AL6061
INTERFACE	ISIS drive
BOLTS	390-2040

BOSCH BDU 38

CODE	LENGTH	WEIGHT
324-0069008230	155 mm	456 grams
324-0069001230	160 mm	
324-0069002230	165 mm	
324-0069003230	170 mm	
324-0069005230	175 mm	

BOSCH BDU 31 SX

CODE	LENGTH	WEIGHT
324-0081008231	155 mm	456 grams
324-0081001231	160 mm	
324-0081002231	165 mm	
324-0081003231	170 mm	

FSA CK-320/IS



MATERIAL ALLOY

INTERFACE ISIS drive

BOLTS 390-2040

CODE	LENGHT	WEIGHT
324-0046008260	155 mm	
324-0046001260	160 mm	
324-0046002260	165 mm	505 grams
324-0046003260	170 mm	
324-0046005260	175 mm	

FSA CK-320/GEN3



MATERIAL ALLOY

INTERFACE BNI

BOLTS 390-0055000150

CODE	LENGHT	WEIGHT
324-0044008260	155 mm	
324-0044001260	160 mm	
324-0044002260	165 mm	505 grams
324-0044003260	170 mm	
324-0044005260	175 mm	

FSA CK-703



MATERIAL *Hollow Carbon*

INTERFACE ETOR Drive

BOLTS 390-0139000010

CODE	LENGHT	WEIGHT
324-0076003030	170 mm	
324-0076004030	172.5 mm	454 grams
324-0076005030	175 mm	

FSA CK-8685-1/IS



MATERIAL *HOLLOW CARBON*

INTERFACE ISIS drive

BOLTS 390-0096000600

CODE	LENGHT	WEIGHT
32400026003030	170 mm	
32400026004030	172.5 mm	273 grams
32400026005030	175 mm	

FSA CK-745/JIS



MATERIAL AL6061

INTERFACE JIS

BOLTS 390-2030

CODE	LENGHT	WEIGHT
32400014003050	170 mm	477 grams
32400014005050	175 mm	

FSA CK-746-2/JIS



MATERIAL ALLOY

INTERFACE JIS

BOLTS 390-2030

CODE	LENGHT	WEIGHT
32400047002050	165 mm	460 grams
32400047003050	170 mm	
32400047005050	175 mm	

FSA CK-758/IS



MATERIAL AL6061

INTERFACE ISIS drive

BOLTS 390-2040

CODE	LENGHT	WEIGHT
324-0029008052	155 mm	477 grams
324-0029002052	165 mm	

FSA CK-758/JIS



MATERIAL AL6061

INTERFACE JIS

BOLTS 390-2030

CODE	LENGHT	WEIGHT
324-0061008051	155 mm	477 grams
324-0061002050	165 mm	

FSA CK-220/JIS



MATERIAL ALLOY

INTERFACE JIS

BOLTS 390-2030

CODE	LENGHT	WEIGHT
32400042008260	155 mm	
32400042001260	160 mm	
32400042002260	165 mm	460 grams
32400042003260	170 mm	
32400042005260	175 mm	

FSA CK-730



MATERIAL AL6061

INTERFACE ETOR Drive

BOLTS 390-0139000010

CODE	LENGHT	WEIGHT
324-0077002050	165 mm	
324-0077003050	170 mm	454 grams
324-0077005050	175 mm	

FSA CK-751



MATERIAL	AL6061
INTERFACE	SHIMANO
BOLTS	390-0101000010

CODE	LENGHT	WEIGHT
324-0040002050	165 mm	536 grams
324-0040003050	170 mm	

FSA CK-752



MATERIAL	AL6061
INTERFACE	SHIMANO
BOLTS	390-0101000010

CODE	LENGHT	WEIGHT
324-0068002050	165 mm	469 grams
324-0068003050	170 mm	
324-0068005050	175 mm	

BOSCH SX SPIDERS



1x SPIDER

CODE	MATERIAL	BCD	CHAINLINE	OFFSET	MODEL
38000446000050	AL6061	104 mm	50 mm	12.2 mm	W0151
38000447000050	AL6061	104 mm	53 mm	15.2 mm	W0152
380-0502000050	AL6061	104 mm	55 mm	15.2 mm	W0172

BOSCH GEN4 SPIDERS



1x SPIDER V-SHAPE

CODE	MATERIAL	BCD	CHAINLINE	OFFSET	MODEL
38000373000050	AL6061	104 mm	50 mm	5.2 mm	W0134
38000372000050	AL6061	104 mm	52 mm	8.2 mm	W0138
38000415000050	AL6061	104 mm	55 mm	9.9 mm	W0140



1x SPIDER - STEEL

CODE	MATERIAL	BCD	CHAINLINE	OFFSET	MODEL
38000413000050	Forged Steel	104 mm	50 mm	5.2 mm	W0146
38000411000010	Forged Steel	104 mm	53 mm	8.2 mm	W0147



1x SPIDER - ALLOY

CODE	MATERIAL	BCD	CHAINLINE	OFFSET	MODEL
38000446000050	AL6061	104 mm	50 mm	12.2 mm	W0151
38000447000050	AL6061	104 mm	53 mm	15.2 mm	W0152
380-0502000050	AL6061	104 mm	55 mm	15.2 mm	W0172

BOSCH GEN3 SPIDERS



1x SPIDER

CODE	MATERIAL	BCD	CHAINLINE	OFFSET	MODEL
38000293000050	AL6061	104 mm	50 mm	5.5 mm	W0120
38000295000050	AL6061	104 mm	52 mm	8.0 mm	W0121

BROSE SPIDERS



1x / 2x SPIDER 148


CODE	MATERIAL	BCD	CHAINLINE	MODEL
38000179000050	AL6061	104/64 mm	53.3 mm (1x) 51.9 mm (2x)	W0001



1x SPIDER 148

CODE	MATERIAL	BCD	CHAINLINE	MODEL
38000026000050	AL6061	104 mm	54.3 mm	W0108



1x SPIDER -  CARBON DRIVE

CODE	MATERIAL	BCD	CHAINLINE	MODEL
38000242000050	AL6061	104 mm	46.6 mm	W0063

BROSE MAG SPIDERS




1x SPIDER 157

CODE	MATERIAL	BCD	CHAINLINE	MODEL
38000179000050	AL6061	104/64 mm	57.3 mm	W0001



1x SPIDER 148

CODE	MATERIAL	BCD	CHAINLINE	MODEL
38000026000050	AL6061	104 mm	54.3 mm	W0108

1x SPIDER -  CARBON DRIVE

CODE	MATERIAL	BCD	CHAINLINE	MODEL
38000242000050	AL6061	104 mm	50.6 mm	W0063

YAMAHA PW - JIS SPIDERS




1x / 2x SPIDER 148

CODE	MATERIAL	BCD	CHAINLINE	MODEL
38000302000050	AL6061	104/64 mm	53 mm (1x) 51.6 mm (2x)	W0024



1x / 2x SPIDER

CODE	MATERIAL	BCD	CHAINLINE	MODEL
38000301000050	AL6061	104/64 mm	50 mm (1x) 48.6 mm (2x)	W0025

1x SPIDER -  CARBON DRIVE

CODE	MATERIAL	BCD	CHAINLINE	MODEL
380-0424000050	AL6061	104/64 mm	41.7 / 45.5 mm (SH)	W0139

YAMAHA PW-X - ISIS SPIDERS



1x / 2x SPIDER 148

CODE	MATERIAL	BCD	CHAINLINE	MODEL
380-0257000050	AL6061	104/64 mm	53 mm (1x) 51.5 mm (2x)	W0019



1x SPIDER 148

CODE	MATERIAL	BCD	CHAINLINE	MODEL
38000544000050	AL6061	104 mm	53 mm	W0171



1x SPIDER

CODE	MATERIAL	BCD	CHAINLINE	MODEL
38000543000050	AL6061	104 mm	50 mm	W0170

FAZUA RIDE60 SPIDERS



1x SPIDER

CODE	MATERIAL	BCD	CHAINLINE	OFFSET	MODEL
38000572000050	AL6061	104 mm	50 mm	16 mm	W0195
38000574000050	AL6061	104 mm	52 mm	13 mm	W0178
38000575000050	AL6061	104 mm	55 mm	10 mm	W0193

FAZUA SPIDERS



1x/2x SPIDER

CODE	MATERIAL	BCD	CHAINLINE	MODEL
38000243000050	AL6061	110 mm	48,5 mm (1x) 50 mm (2x)	W0005



1x SPIDER 148

CODE	MATERIAL	BCD	CHAINLINE	MODEL
38000304000050	AL6061	104 mm	52 mm	W0058



1x SPIDER

CODE	MATERIAL	BCD	CHAINLINE	MODEL
38000256000050	AL6061	104 mm	49 mm	W0004



LOCKRING

CODE	DESCRIPTION
327-0045000122	CK E-BIKE Steel Lock Ring ML097 FAZUA

SHIMANO EP800 SPIDERS



1x SPIDER

CODE	MATERIAL	BCD	CHAINLINE	OFFSET	MODEL
380-0519000051	AL6061	104 mm	50 mm	18 mm	W0169
380-0455000050	AL6061	104 mm	52 mm	20.5 mm	W0164
380-0527000050	AL6061	104 mm	55 mm	23 mm	W0174

SHIMANO EP8000 SPIDERS



1x SPIDER

CODE	MATERIAL	BCD	CHAINLINE	OFFSET	MODEL
380-0519000051	AL6061	104 mm	50 mm	18 mm	W0169
380-0455000050	AL6061	104 mm	52 mm	20.5 mm	W0164
380-0527000050	AL6061	104 mm	55 mm	23 mm	W0174

MAXON SPIDERS



1x / 2x SPIDER

CODE	MATERIAL	BCD	CHAINLINE	MODEL
380-0528000051	AL6061	110 mm	47 mm (1x) 47 mm (2x)	W0142



1x SPIDER

CODE	MATERIAL	BCD	CHAINLINE	MODEL
380-0561000051	AL6061	110 mm	52 mm	W0181

TQ HPR50 SPIDERS



2x SPIDER

CODE	MATERIAL	BCD	CHAINLINE	OFFSET	MODEL
38000579000050	AL6061	110 mm	47 mm	4 mm	W0192



1x SPIDER

CODE	MATERIAL	BCD	CHAINLINE	OFFSET	MODEL
38000576000051	AL6061	104 mm	50 mm	8.5 mm	W0188
38000566000050	AL6061	104 mm	52 mm	10.5 mm	W0189
38000577000050	AL6061	104 mm	55 mm	13.5 mm	W0190

OLI EDGE SPIDERS



1x SPIDER V-SHAPE

CODE	MATERIAL	BCD	CHAINLINE	OFFSET	MODEL
38000373000050	AL6061	104 mm	50 mm	5.2 mm	W0134
38000372000050	AL6061	104 mm	52 mm	8.2 mm	W0138
38000415000050	AL6061	104 mm	55 mm	9.9 mm	W0140



1x SPIDER - STEEL

CODE	MATERIAL	BCD	CHAINLINE	OFFSET	MODEL
38000413000050	Forged Steel	104 mm	50 mm	5.2 mm	W0146
38000411000010	Forged Steel	104 mm	53 mm	8.2 mm	W0147




1x SPIDER - ALLOY

CODE	MATERIAL	BCD	CHAINLINE	OFFSET	MODEL
38000446000050	AL6061	104 mm	50 mm	12.2 mm	W0151
38000447000050	AL6061	104 mm	53 mm	15.2 mm	W0152
380-0502000050	AL6061	104 mm	55 mm	15.2 mm	W0172

THE MEGATOOTH 1X TOOTH PROFILE DESIGNED FOR SUPERIOR STRENGTH AND CHAIN RETENTION

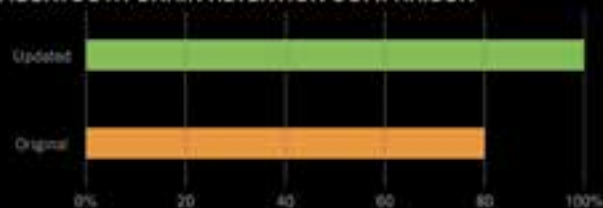


- 1. Updated tooth height profiles, unique for each thick and thin teeth, allows for automatic straight-line chain alignment to prevent chain drops.
- 2. Immediately upon engagement, the optimized involute curve provides smooth chain-chaining contact throughout the range of rotation, reducing chain vibration and noise.
- 3. Updated tooth pitch and pitch diameters are engineered to perfectly match the pitch between chaining and chain for maximum chain retention strength.



Updated MegaTooth 1X has approx **20%** higher chain retention than previous MegaTooth.

MEGATOOTH CHAIN RETENTION COMPARISON



FSA Solutions



for Shimano 12s

for Sram E1 12s / 13s

MEGATOOTH Chaining



Compatible chain dimensions





MEGATORQ


THE MEGATORQ 2X TOOTH PROFILE DESIGNED FOR SUPERIOR SHIFTING



1. The fillet radius is optimized to provide a contact "sweet spot" between chainring and chain roller where the engagement is just right - there isn't too much play to cause chain drop or too tight a radius to cause chain suck or poor shifting performance.


2. Updated tooth pitch and pitch diameters are engineered to perfectly match the pitch between chainring and chain for maximum chain retention strength.


3. Key difference between old and new design is the updated derailing angle on the non-pressure/contact side of each tooth set; this allows for smoother shifts while maintaining maximal chain retention strength.



4. Optimized shifting chamfer enhances shifting precision - if too deep, the chain retention strength drops and, if too shallow, the rider will experience chain suck or poor shifting performance.





The MegaTorq 2X tooth profile is designed for superior shifting and features a **45% improvement in chain retention**, besting the closest competitor by **39%**.



Megatorq chain retention comparison



for Shimano SH 12s

for Sram XDR E1 12s / 13s

MEGATORQ
Chainring



Compatible chain
dimensions



BOSCH SX DM CHAINRINGS



1x DM STEEL BOOST

CODE	TEETH	PROFILE (Chain)	CHAINLINE	DRIVETRAIN	MODEL
38000370002250	34 T	MEGATOOTH A* (3.5mm)	52 mm	11s	WB478
38000471003541	36 T	MEGATOOTH A* (3.5mm)	52 mm	11s	WB349
38000369004250	38 T	MEGATOOTH A* (3.5mm)	52 mm	11s	WB344
380-0483002540	34 T	MEGATOOTH SH12s	52 mm	SH 12S	WB604
380-0487003540	36 T	MEGATOOTH SH12s	52 mm	SH 12S	WB493
380-0488004540	38 T	MEGATOOTH SH12s	52 mm	SH 12S	WB605



1x DM STEEL + CHAINGUARD

CODE	TEETH	PROFILE (Chain)	CHAINLINE	DRIVETRAIN	MODEL
38000559000540	42 T	MEGATOOTH A* (3.5mm)	DM	11s	WB659A + W1174

**Note: All 9,10 and 11sp chains. 12sp Sram Eagle and KMC MTB. Sram 12sp Road*

BOSCH GEN4 DM CHAINRINGS



1x DM STEEL BOOST

CODE	TEETH	PROFILE (Chain)	CHAINLINE	DRIVETRAIN	MODEL
38000370002250	34 T	MEGATOOTH A* (3.5mm)	52 mm	11s	WB478
38000471003541	36 T	MEGATOOTH A* (3.5mm)	52 mm	11s	WB349
38000369004250	38 T	MEGATOOTH A* (3.5mm)	52 mm	11s	WB344
380-0483002540	34 T	MEGATOOTH SH12s	52 mm	SH 12S	WB604
380-0487003540	36 T	MEGATOOTH SH12s	52 mm	SH 12S	WB493
380-0488004540	38 T	MEGATOOTH SH12s	52 mm	SH 12S	WB605



1x DM STEEL

CODE	TEETH	PROFILE (Chain)	CHAINLINE	DRIVETRAIN	MODEL
38000560008540	42 T	MEGATOOTH A* (3.5mm)	DM	11s	WB659A



1x DM STEEL + CHAINGUARD

CODE	TEETH	PROFILE (Chain)	CHAINLINE	DRIVETRAIN	MODEL
38000559000540	42 T	MEGATOOTH A* (3.5mm)	DM	11s	WB659A + W1174

BOSCH GEN3 DM CHAINRINGS



1x DM STEEL BOOST

CODE	TEETH	PROFILE (Chain)	CHAINLINE	DRIVETRAIN	MODEL
380-0429001250	32 T	MEGATOOTH A* (3.5mm)	50 mm	11s	WB438
38000318004250	38 T	MEGATOOTH A* (3.5mm)	50 mm	11s	WB385
38000319006250	40 T	MEGATOOTH A* (3.5mm)	50 mm	11s	WB386
380-0436010250	44 T	MEGATOOTH A* (3.5mm)	50 mm	11s	WB463
380-0428001250	32 T	MEGATOOTH A* (3.5mm)	55 mm	11s	WB437
380-0426004250	38 T	MEGATOOTH A* (3.5mm)	55 mm	11s	WB429
380-0427006250	40 T	MEGATOOTH A* (3.5mm)	55 mm	11s	WB430
380-0421010250	44 T	MEGATOOTH A* (3.5mm)	55 mm	11s	WB462



1x DM STEEL + CHAINGUARD

CODE	TEETH	PROFILE (Chain)	CHAINLINE	DRIVETRAIN	MODEL
38000315018250	32 T	MEGATOOTH A* (3.5mm)	50 mm	11s	WB438
38000316000250	38 T	MEGATOOTH A* (3.5mm)	50 mm	11s	WB385
38000317004250	40 T	MEGATOOTH A* (3.5mm)	50 mm	11s	WB386
380-0432018250	32 T	MEGATOOTH A* (3.5mm)	55 mm	11s	WB437
380-0431002250	38 T	MEGATOOTH A* (3.5mm)	55 mm	11s	WB429
380-0430004250	40 T	MEGATOOTH A* (3.5mm)	55 mm	11s	WB430

**Note: All 9,10 and 11sp chains. 12sp Sram Eagle and KMC MTB. Sram 12sp Road*



LOCKRING

CODE	DESCRIPTION
39000103000050	CKSP E-BIKE Lock Ring BOSCH Gen3 ML588

BOSCH GEN2 SPROCKET



1x DM SPROCKET

CODE	TEETH	OFFSET	CHAINLINE	DRIVETRAIN	MODEL
32700031045250	14 T	2.5 mm	50-55 mm	11s	WA132
32700032029250	15 T	2.5 mm	50-55 mm	11s	WA133
32700033030250	16 T	2.5 mm	50-55 mm	11s	WA134
32700035028250	17 T	2.5 mm	50-55 mm	11s	WA135
32700036032250	18 T	2.5 mm	50-55 mm	11s	WA136
32700038031250	20 T	2.5 mm	50-55 mm	11s	WA138

FAZUA DM CHAINRINGS



1x DM STEEL

CODE	TEETH	PROFILE (Chain)	CHAINLINE	DRIVETRAIN	MODEL
32700054023050	34 T	MEGATOOTH A* (3.5mm)	-	11s	WA638



1x DM STEEL

CODE	TEETH	PROFILE (Chain)	CHAINLINE	DRIVETRAIN	MODEL
380-0442001050	42 T	MEGATOOTH A* (3.5mm)	-	11s	WA720



2x DM STEEL

CODE	TEETH	PROFILE (Chain)	CHAINLINE	DRIVETRAIN	MODEL
380-0443004050	48x32 T	-	DM-110mm	11s	-
38000474003050	46x33T	-	DM-110mm	SRAM AXS 12s	-

*Note: All 9,10 and 11sp chains. 12sp Sram Eagle and KMC MTB. Sram 12sp Road

OLI EDGE DM CHAINRINGS



1x DM STEEL BOOST

CODE	TEETH	PROFILE (Chain)	CHAINLINE	DRIVETRAIN	MODEL
38000370002250	34 T	MEGATOOTH A* (3.5mm)	52 mm	11s	WB478
38000471003541	36 T	MEGATOOTH A* (3.5mm)	52 mm	11s	WB349
38000369004250	38 T	MEGATOOTH A* (3.5mm)	52 mm	11s	WB344
380-0483002540	34 T	MEGATOOTH SH12s	52 mm	SH 12S	WB604
380-0487003540	36 T	MEGATOOTH SH12s	52 mm	SH 12S	WB493
380-0488004540	38 T	MEGATOOTH SH12s	52 mm	SH 12S	WB605



1x DM STEEL

CODE	TEETH	PROFILE (Chain)	CHAINLINE	DRIVETRAIN	MODEL
38000560008540	42 T	MEGATOOTH A* (3.5mm)	DM	11s	WB659A



1x DM STEEL + CHAINGUARD

CODE	TEETH	PROFILE (Chain)	CHAINLINE	DRIVETRAIN	MODEL
38000559000540	42 T	MEGATOOTH A* (3.5mm)	DM	11s	WB659A + W1174

FSA 1x V-SHAPE

COMPATIBLE ONLY WITH BOSCH GEN4, OLI EDGE SPIDER: W0134, W0138 AND W0140



V-SHAPE ALLOY

CODE	TEETH	PROFILE (Chain)	BCD	DRIVETRAIN	MODEL
38000407002050	34 T	MEGATOOTH A* (3.5mm)	104 mm	11s	WB452B
38000408004050	38 T	MEGATOOTH A* (3.5mm)	104 mm	11s	WB453
38000351008050	42 T	MEGATOOTH A* (3.5mm)	104 mm	11s	WB454A
380-0352010050	44 T	MEGATOOTH A* (3.5mm)	104 mm	11s	WB450A
380-0409012050	46 T	MEGATOOTH A* (3.5mm)	104 mm	11s	WB455A
380-0353014050	48 T	MEGATOOTH A* (3.5mm)	104 mm	11s	WB451A
38000586002050	34 T	MEGATOOTH SH12s	104 mm	SH 12S	WB607



V-SHAPE STEEL

CODE	TEETH	PROFILE (Chain)	BCD	DRIVETRAIN	MODEL
38000366002250	34 T	MEGATOOTH A* (3.5mm)	104 mm	11s	WB485A
380-0439003540	36 T	MEGATOOTH A* (3.5mm)	104 mm	11s	WB469
38000365004250	38 T	MEGATOOTH A* (3.5mm)	104 mm	11s	WB486
380-0438008540	42 T	MEGATOOTH A* (3.5mm)	104 mm	11s	WB467
38000412010250	44 T	MEGATOOTH A* (3.5mm)	104 mm	11s	WB465
38000480002540	34 T	MEGATOOTH SH12s	104 mm	SH 12S	WB499
38000481004540	38 T	MEGATOOTH SH12s	104 mm	SH 12S	WB601
380-0482008540	42 T	MEGATOOTH SH12s	104 mm	SH 12S	WB602

**Note: All 9,10 and 11sp chains. 12sp Sram Eagle and KMC MTB. Sram 12sp Road*



V-SHAPE CHAINGUARD

CODE	MATERIAL	TEETH	BCD	MODEL
32700052009050	Alloy	42-44 T	104 mm	W1153
32700056025050	Alloy	32-34 T	104 mm	W1156

FSA 1x BCD110



STEEL

CODE	TEETH	PROFILE (Chain)	BCD	DRIVETRAIN	MODEL
370-0016024050	36 T	MEGATOOTH A* (3.5mm)	110 mm	11s	WA662
370-0017017050	38 T	MEGATOOTH A* (3.5mm)	110 mm	11s	WA606
370-0018012050	40 T	MEGATOOTH A* (3.5mm)	110 mm	11s	WA607
370-0019001050	42 T	MEGATOOTH A* (3.5mm)	110 mm	11s	WA669
370-0020002050	44 T	MEGATOOTH A* (3.5mm)	110 mm	11s	WA670
380-0448004050	48 T	MEGATOOTH SH12s	110 mm	SH 12S	WA021

**Note: All 9,10 and 11sp chains. 12sp Sram Eagle and KMC MTB. Sram 12sp Road*

FSA 1x BCD104



ALLOY

CODE	TEETH	PROFILE (Chain)	BCD	DRIVETRAIN	MODEL
380-0064001051	32 T	MEGATOOTH A* (3.5mm)	104 mm	11s	WB380
380-0065002051	34 T	MEGATOOTH A* (3.5mm)	104 mm	11s	WB381
380-0091003050	36 T	MEGATOOTH A* (3.5mm)	104 mm	11s	WB382
380-0092004050	38 T	MEGATOOTH A* (3.5mm)	104 mm	11s	WB383
380-0311008050	42 T	MEGATOOTH A* (3.5mm)	104 mm	11s	WB054
380-0291010050	44 T	MEGATOOTH A* (3.5mm)	104 mm	11s	WB416
38000136012051	46 T	MEGATOOTH A* (3.5mm)	104 mm	11s	WB315A
380-0227014050	48 T	MEGATOOTH A* (3.5mm)	104 mm	11s	WB409

**Note: All 9,10 and 11sp chains. 12sp Sram Eagle and KMC MTB. Sram 12sp Road*

FSA 1xBCD104



STEEL

CODE	TEETH	PROFILE (Chain)	BCD	DRIVETRAIN	MODEL
38000417002540	34 T	MEGATOOTH A* (3.5mm)	104 mm	11s	WB487
380-0441003540	36 T	MEGATOOTH A* (3.5mm)	104 mm	11s	WB468
380-0416004540	38 T	MEGATOOTH A* (3.5mm)	104 mm	11s	WB488
380-0440008540	42 T	MEGATOOTH A* (3.5mm)	104 mm	11s	WB466
380-0418010540	44 T	MEGATOOTH A* (3.5mm)	104 mm	11s	WB464
380-0477002540	34 T	MEGATOOTH SH12s	104 mm	SH 12S	WB494
380-0504003540	36 T	MEGATOOTH SH12s	104 mm	SH 12S	WB495
380-0478008540	42 T	MEGATOOTH SH12s	104 mm	SH 12S	WB497
380-0479010540	44 T	MEGATOOTH SH12s	104 mm	SH 12S	WB498



STEEL

CODE	TEETH	PROFILE (Chain)	BCD	DRIVETRAIN	MODEL
38000277003140	36 T	MEGATOOTH A* (3.5mm)	104 mm	11s	WB545
38000278004140	38 T	MEGATOOTH A* (3.5mm)	104 mm	11s	WB531
38000296012140	40 T	MEGATOOTH A* (3.5mm)	104 mm	11s	WA023
38000279001140	42 T	MEGATOOTH A* (3.5mm)	104 mm	11s	WA516
38000280002140	44 T	MEGATOOTH A* (3.5mm)	104 mm	11s	WA546
38000281003140	46 T	MEGATOOTH A* (3.5mm)	104 mm	11s	WA527



BCD104 CHAINGUARD

CODE	MATERIAL	TEETH	BCD	MODEL
38000283006050	Alloy	44-46 T	104 mm	W1086
38000289006050	Alloy	42-44 T	104 mm	W1036
38000364017050	Alloy	36-38 T	104 mm	W1145

FSA BOLTS CHART

CODE	BOLTS	STANDARD	MATERIALS		
			IRON	STEEL	ALLOY
38000369004250	ML021	M8 x 0.75P x 8.5			X
390-1067	ML137	M8 x 0.75P x 5.0	X		X
39000008000010	ML138	M8 x 0.75P x 6.0	X		X
390-1064	ML163	M8 x 0.75P x 7.8	X	X	
390-0077000010	ML557	M8 x 0.75P x 12.5			X
39000116000150	ML086	M8 x 0.75P x 16.0	X		
390-0023000151	ML023	M8 x 0.75P x 12.5	X		
390-0097000150	ML053	M8 x 0.75P x 10.0	X	X	
390-0061000010	ML121	M8 x 0.75P x 8.0	X		
390-0070000150	ML550	M8 x 0.75P x 7.8	X		
39000016000010	ML450	M10 x 1.0P x 10.5			X
39000001000010	ML227	M10 x 1.0P x 15.5			X
390-2040	ML054	M15 x 1.0P x 11.5-12.5	X	X	

FSA NUT CHART

CODE	BOLTS	STANDARD	MATERIALS		
			IRON	STEEL	ALLOY
390-10710E	ML005	M8 x 0.75P x 4.0	X		X
390-0030000150	ML079+544	M8 x 0.75P x 8.0	X		
39000084000150	ML084	M8 x 0.75P x 6.5	X	X	X
390-1066	ML085	M8 x 0.75P x 6.5	X		
39000024000150	ML091	M8 x 0.75P x 12.0	X		
390-0104000150	ML120+544	M8 x 0.75P x 14.5	X		
390-0097000150	ML551	M8 x 0.75P x 10.0	X		
39000013000150	ML462	M8 x 0.75P x 4.0	X		
390-1068	ML231	M8 x 0.75P x 7.0	X		
390-0114000150	ML080	M8 x 0.75P x 5	X		

FSA FSA BOLT + NUT CHART

CODE	DESCRIPTION (A+B)
380-6104	AA CRSP Chain Tab 4mm+Bolt E0403+ML085+ML163+ML231
380-6105	CRSP Chain Tab 3mm 4pcs E0418+ML085+ML163
39000111000150	CRSP Bolt KIT 4pcs ML138+ML080
390-0030000150	CRSP BOLT&Nut CR 4+4 ML079+ML163 no logo V16
390-0043000150	CRSP Chainring BOLT KIT 4+4 ML163+ML121
390-0054000151	CRSP E-BIKE Bolt+Nuts 4pcs ML138+ML462 w/logo
390-0056000150	CRSP Chainring Bolt ML544x4+Spacers MW073x4
390-0057000150	CRSP Chainring Bolt ML544x4+Spacers MW074x4
390-0058000150	CRSP Chainring Bolt ML544x4+Spacers MW029x4
390-0069000150	CRSP Chainring Bolts ML231+ML163+MW058K
390-0097000150	CRSP E-BIKE Bolt+Nuts 4pcs ML053+ML551 w/logo
390-0098000150	CRSP Chainring BOLT&Nut KIT 5+5 ML163+ML085
390-0104000150	CRSP Bolt Kit (2x+CG) ML120+ML544+MW058D
390-0125000150	CRSP BOLT Kit ML080+ML163 + MW058K
390-0130000150	CRSP bolts and spacers ML053x4+MW651x4

DISTRIBUTORS

EUROPE

FSA	VISION	COUNTRY	COMPANY NAME	E-MAIL	TEL
x	x	BENELUX	CODAGEX	Info@codagex.be	0032 14347474
	x	BULGARIA	MAXCOM LTD.	Aftermarket@sprintmaxcom.com	00359 32600897
x	x	CZECH REP.	DEMA SENICA A.S.	Sport@dema.sk	00421 346945111
x	x	CZECH REP.	VOKOLEK IMPORT - ZOOKEE s.r.o.	info@zookee.cz	+420 461 530 983
x	x	CYPRUS	A & P ANDREOU BROTHERS LTD	Mariap@andreu.com	00357 - 24811031
x		DENMARK	KONGGAARD	Service@konggaard.dk	+45 8722 3306
	x	DENMARK	BJARNE, EGEDESØ A/S	Info@bikersbest.dk	0045 63168001
x	x	ESTONIA	VELOPLUS OÜ	info@veloplus.ee	00372 5070860
	x	FINLAND	BJARNE, EGEDESØ A/S	Info@bikersbest.dk	0045 63168001
x		FINLAND	ONE SPORT	info@onesport.fi	+3458 207691970
x	x	FRANCE	SPORTPULSION	Info@esm-sport.com	0033 0479843680
x		FRANCE	SAVOYE	Info@savoie.fr	00334 74 36 13 77
x		FRANCE	COMET DISTRIBUCIONES COMERCIAL S.A.	fsa@comet.es	0034-943331393
x	x	GERMANY	MERIDA & CENTURION GERMANY GMBH	fsagermany@fullspeedahead.com	0049 07159 9459-30
x	x	GREECE	BIKEFORMANCE	info@bikeformance.gr	0030 2182189414
x		HUNGARY	VELOSSIMO KFT.	velosimo.hu@gmail.com	0036 302212929
x	x	ITALY	RMS S.P.A.	Info@rms.it	0362 27301
x	x	ITALY	CICLO PROMO COMPONENTS S.P.A.	Info@ciclopromo.com	0039-04231996363
x	x	MALTA	MAGRI CYCLES & SPARES	Magriyc@nextgen.net.mt	00356-21414399
x	x	NORWAY	JBS SPORT	reklamasjon@jbsport.no	+47 96842495
x	x	POLAND	DEMA SENICA A.S.	Sport@dema.sk	00421-346945111
x	x	POLAND	FHU POREBA	filip.s@porebarowery.pl	+ 48 12 264 90 24
x	x	PORTUGAL	CICLO COIMBROES	Geral@ciclocويمbroes.com	00351 - 223794461
x	x	ROMANIA	CROSSBIKE	Office@crossbike.ro	0735 151 260
x	x	SLOVAKIA	DEMA SENICA A.S.	Sport@dema.sk	00421-346945111
x	x	RUSSIA	VELOMARKET CSKA	sergey@velomarket-cska.ru	007-4956132938
x	x	SLOVENIA	VEB COMPANY	veb-company@siol.net	0038-614303922
x	x	SOUTH AFRICA	CAPEGRO SPORTS	fsa@capegrosports.co.za	0027 72 3799074
x	x	SPAIN	COMET DISTRIBUCIONES COMERCIAL S.A.	fsa@comet.es	0034-943331393
	x	SPAIN	BHBIKES EUROPE, S.L.	Alfonso@bhsa.es	0034-945135202
x		SWEDEN	BOOVE AB	info@boove.se	0046 8 761 0266
x	x	SWISS	BELIMPORT	Daniele@belimport.ch	0041 91 260 35 15
x	x	TURKEY	ACCELL BISIKLET SAN VE TIC AS	aftermarket@accellbisiklet.com.tr	0090 236 213 00 45
x	x	UKRAINE	BIKESPORT LLC	shop@veloplaneta.com.ua	380-991002909
x	x	U.K. & IRELAND	SOLENT	fsa.uk@fullspeedahead.com	0044-2392521912

NORTH AMERICA

FSA	VISION	COUNTRY	COMPANY NAME	E-MAIL	TEL
x	x	USA	BICYCLE TECHNOLOGIES INTERNATIONAL	Info@btl-usa.com	*+1 800 558 8324 btl-usa.com
x	x	USA	QUALITY BICYCLE PRODUCTS (QBP)	customerservice@qbp.com	*+1 952 941 9391 qbp.com
x	x	USA	HAWLEY, LLC	info-us@hlc.bike	*+1 910 425 3145 hlc.bike/us/
x	x	USA	J&B IMPORTERS, INC.	Info@jbimporters.com	*+1 800 666 5000 jbi.bike/site/
x	x	USA	OLYMPIC SUPPLY COMPANYYD7	sales@osco.bike	*+1 414 461 8380 osco.bike/
x	x	USA	KHS, INC.	Info@khsbicycles.com	*+1 310 632 7173 khsbicycles.com/
x	x	CANADA	ORANGE SPORT SUPPLY, INC.	Info@orangesportsupply.com	*+1 877 990 5554 orangesportsupply.com
x	x	CANADA	CYCLES LAMBERT	Info@cycleslambert.com	*+1 888 522 2453 hlc.bike/ca

SOUTH AMERICA

FSA	VISION	COUNTRY	COMPANY NAME	E-MAIL	TEL
	x	BRASIL	CERVELO BRASIL	sac@cervelobr.com	+55 9 9337 5434 cervelobr.com
x	x	ARGENTINA	Lira Sport	e-commerce@lirasport.com.ar	+54 3413061922 lirasport.com.ar
x	x	CHILE	INTERBIKES	info@interbikes.cl	+56 9 3436 0304 interbikes.cl
x	x	COLOMBIA	IMPORTACIONES GRAFAM S.A.S	comercial@grafamsports.com	+57 321 616 13 26 grafamsports.com/
x	x	COSTA RICA	EL SPRINTER	rigobertozuniga@elsprinter.com	+506 2241 4818 elsprinter.com/
x	x	ECUADOR	BASE EXTREME	info@baseextreme.com.ec	+593 7 281 4686 instagram.com/base_extreme_ec
x	x	EL SALVADOR	IMPORNET / PROBIKESV	info@probikesv.com	+503 2266 0759 probikesv.com
x	x	GUATEMALA	IMPORNET / PROBIKES BY JOSE	Info@Probikes.Net	+502 521 6360 probikes.net/es/
x	x	MEXICO	MERCURIO	contactanos@grupomercurio.mx	+52 800 2288 242 grupomercurio.mx/
x	x	PANAMA	DESARROLLO DEPORTIVO LOS 40, S.A.	desarrollodeportivo40@gmail.com	+507 6050 4513 instagram.com/murosportivo/
x	x	TRINIDAD	MOTORCYCLES ETC	larry.ali@motorcycleetc.com	+1 868 693 2754 motorcycleetc.com/motorcycleetc/
x	x	VENEZUELA	SU BICICLETA	contactanos@subicicleta.com	+58 4143312912 subicicleta.com/G26

ASIA PACIFIC

FSA	VISION	COUNTRY	COMPANY NAME	E-MAIL	TEL
x	x	TAIWAN	FSA ASIA	support@fullspeedahead.com.tw	+886 42331 9134 fullspeedahead.com/tw/company
	x	AUSTRALIA	MCH IMPORTS	info@mchimports.com	+61 1300 783 556 mchsports.com.au/
X	X	BAHRAIN	ENDURA SPORTS	endurasc@gmail.com	+973 3317 7777 instagram.com/endura_sc?hl=en
x	x	CHINA	FSA CHINA	daniel@fullspeedahead.com.cn	+86 512 5702 2458 fullspeedahead.com/tw/company
x	x	HONG KONG	LOCATION CYCLES LIMITED	info@locationcycles.com	+852 9961 8628 facebook.com/locationcycles
x	x	INDONESIA	PT. WAHANA INTI UTAMA	customerservice@bab-indonesia.co	+62 21 30052621
x	x	IRAN	ORCHID MEHR SPORTING GOODS GROUP	info@orchid.ir	+98 21 2302 7000 orchid-co.com/eng/
x	x	ISRAEL	D. Z. SYSTEMS LTD	tzahi@dzsystems.co.il	+97 289188983
x	x	JAPAN	FUTABA	Zac_r@e-ftb.co.jp	+1 052 504 8345 e-ftb.co.jp/
x	x	JAPAN	PODIUM CO LTD	fsa_vision@podium.co.jp	+81 742 64 3555 podium.co.jp/
x		MALAYSIA	SLM	info@simbicycle.com	+60 4 688 2011 simbicycle.com/
x	x	NEW ZEALAND	WIDE OPEN DISTRIBUTORS	sales@wideopen.co.nz	+64 7 345 3280 wideopen.co.nz/
x	x	PHILIPPINES	NANOTECH TRADING INC	inquiry@nanotechtradinginc.com	+63 322 544912 nanotechtradinginc.biz/
x	x	SINGAPORE	TRILAB	trilabsg@gmail.com	+65 6459 2919 trilabsg.com/
x	x	SINGAPORE	YAP BICYCLE COMPANIA	chris@yapbicycle.co	+65 6993 7566 yapbicycle.com.sg/
x	x	SINGAPORE	CHZ Cycling.	info@czinc.cc	+65 8714 1322 chzycling.cc/
x	x	SOUTH KOREA	WATTS	daniel@watts-sports.com	+82 02 7978279 watts-sports.com
x	x	VIETNAM	BIKE LIFE	info@bikelife.com.vn	+84 090 2123 900 bikelife.com.vn/
x	x	UAE	REVOLUTION CYCLES DUBAI	info@rcdxb.com	+971 04 369 7441 rcdxb.com/
x	x	UAE	AL BOOM MARINE	contact@beyondthebeach.com	+971 4 289 4858 alboommarine.com/retail/beyond-the-
x	x	INDIA	WE SNAP	admin@wesnapindia.in	+91 9112299660 instagram.com/wesnapindia/?hl=en
x	x	THAILAND	PELETON	saknanon.wat@peloton.co.th	+66 2 095 3560 facebook.com/PelotonThailand/



If you need to get in touch about a technical query, warranty, and product information, please scan the QR and visit the dedicated web page.